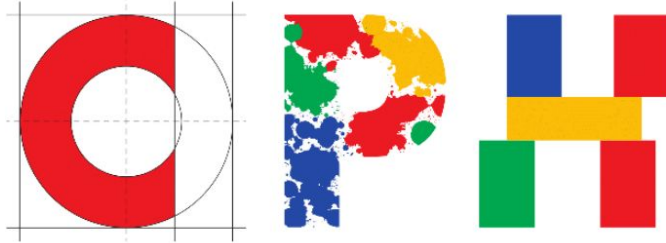


ESOT2019
15 - 18 September 2019
in COPENHAGEN



Know Before You Go

This document is filled with information about your participation in the ESOT2019 Congress in Copenhagen. We are ready to welcome you to Copenhagen!

Click on the links below to skip to specific content

Arrivals

[Check-In](#) | [Floor plan](#) | [Getting to the venue](#) | [Presentation guidelines](#) | [Registration](#)

Congress Content

[Machine Perfusion Lab](#) | [Pre-congress sessions](#) | [Programme](#)

Congress Features

[App](#) | [Buddy System](#) | [ESOT Village](#) | [Networking cocktails](#) | [Transplant Live](#)

On-site Information

[Assistance](#) | [Cloakroom](#) | [Contacts](#) | [Food](#) | [Photography and video capture](#) | [Social media](#) | [Wi-Fi](#)

Copenhagen

[Bicycles](#) | [Copenhagen Travel Pass](#) | [Tourist information](#)

General Information

[Dates](#) | [Electric plugs](#) | [Hotel booking](#) | [Opening hours](#) | [Safety](#) | [Venue](#) | [Weather forecast](#)

Arrivals

Check-In

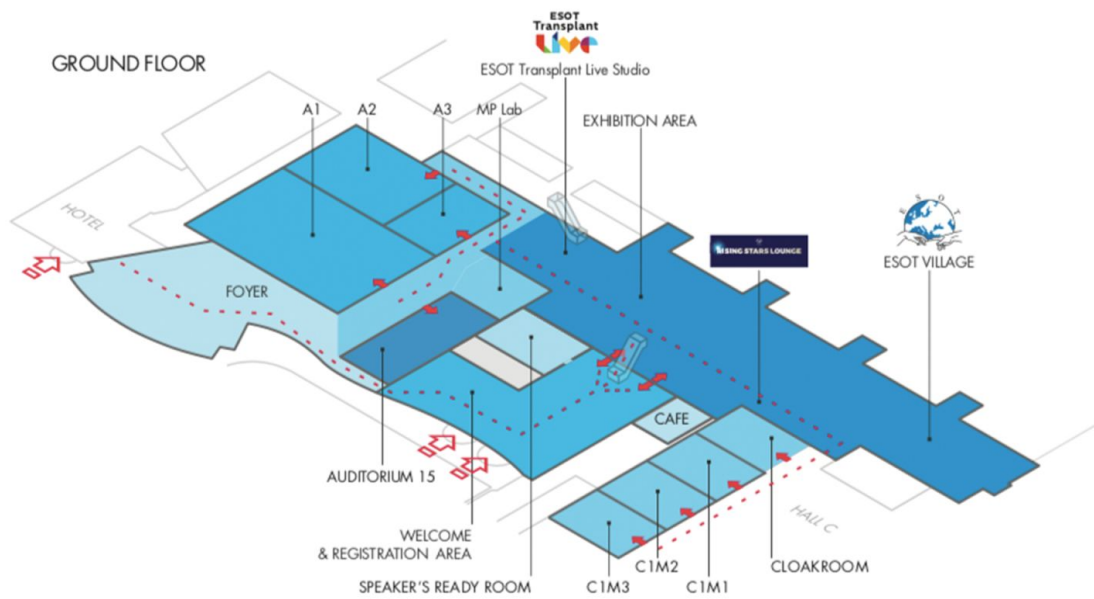
The most efficient way to check-in at the congress and receive your unique badge is to use the **facial recognition system**. Make sure you opt-in in advance and upload your photo to be able to use the system. Check your email for your unique link.

For those not using the facial recognition system, please bring your registration confirmation with you in printed format or on a device as well as a valid form of identification (Passport or national identification card). Head to the registration counters to print your badge.

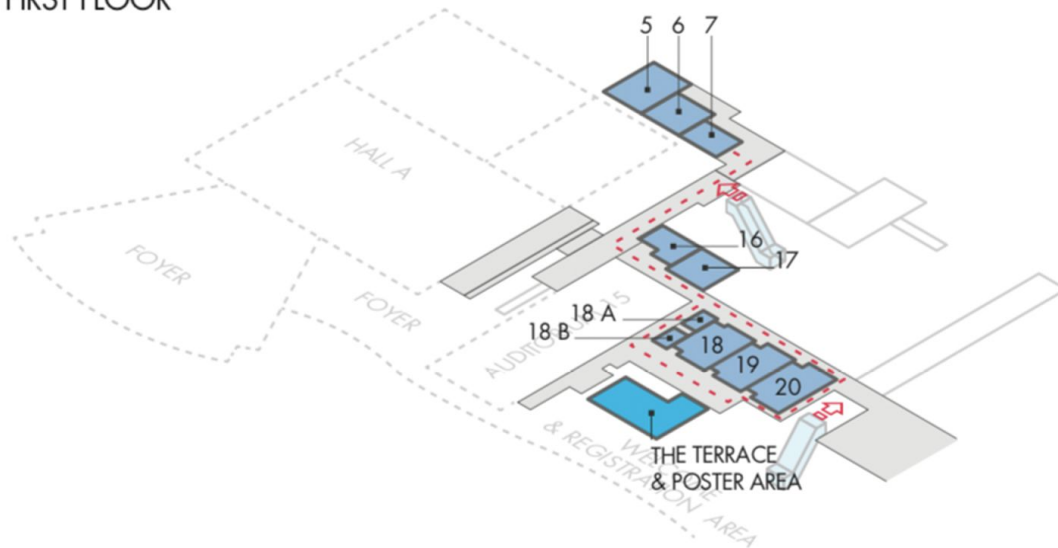
Please keep your name badge with you at all times during the congress. Should there be a need to print a new name badge, there is an administrative charge of €5,00.

Floor plan

Please refer to the **App** for a more detailed floor plan and a full listing of exhibitors.



FIRST FLOOR



Getting to the venue

Bella Center Copenhagen has its own **Metro station** and it is just 6 km (3.7 mi) away from Copenhagen Airport and 8 km (5 mi) away from Copenhagen city centre. For all the information on how to reach Bella Center Copenhagen visit

<https://www.bellacentercopenhagen.dk/en-GB/Location/Transport.aspx>

Presentation guidelines

Presentation guidelines and requirements differ depending on the type of presentation. Please refer to the email communications received specifically regarding your session(s). For more information visit <https://www.esotcongress.org/presentation-guidelines>

Registration

Registration is available online leading up to the congress. During the congress, it is possible to register on-site. Payment must be made in full prior to admission. For more information visit

<http://www.esotcongress.org/register/>.

Congress Content

Machine Perfusion Lab

The Machine Perfusion Lab showcases some of the different machine perfusion devices available today. It is located next to the exhibition area and open to all transplant professionals participating in the congress during the exhibition hours. For more information visit

<https://www.esotcongress.org/machine-perfusion-lab/>

Pre-congress sessions

A variety of **Specialty Update Symposia** and other sessions take place on the morning of Sunday, 15 September 2019. Refer to the programme on the **App** or website for more details.

Programme

The full programme, as well as a programme-at-a-glance, is available online on the congress website and on the **App**. You can see the website version here

<https://www.esotcongress.org/programme-extended>

Congress Features

App

ESOT2019 is a paperless congress! Download the **All ESOT App** on your device to access all the information and prepare your personal agenda in advance.

Check your email inbox for instructions and your personal code for downloading. You can also download the **App** by scanning the QR code below or by the following link

<https://install.events/esot14>

Use the email address you registered for the congress with to access the **App**. If you need help, **App** experts are available on-site at the helpdesk located in the Welcome & Registration Area.

Please note, devices are not available to borrow or rent on-site.



Buddy System

ESOT provides a simple way for aspiring transplant professionals (mentees) to connect with experienced mentors at the congress. The matching is done automatically via the app. First, select if you want to be a mentee or a mentor in your personal profile. Then, fill out the **Buddy System Form** in the Buddy System section to access your matches.

ESOT Village

The ESOT Village, located in Hall E, is where you can learn about ESOT's activities including our Sections & Committees and Wiley, the publishers of Transplant International, the journal of ESOT. Many of the National Transplant Societies in Europe are represented at the ESOT Village with some also hosting activities at the Arena. The ESOT Village is also the meeting point for online transplantation community at the #ESOT4edu bar.

Networking cocktails

- **ESOT2019 Congress Networking Cocktail**
This networking cocktail follows the opening plenary session and takes place in Hall E on Sunday, 15 September, from 19:00 to 20:00.
- **Rising Stars Networking Cocktail at the Stanford Off-Site Event**
The YPT Committee invites all congress participants to join this Networking Cocktail that is part of the **Stanford Off-Site Event** on Tuesday, 16 September from 18:30 to 20:30

Transplant Live

Transplant professionals who cannot present in Copenhagen have the opportunity to participate virtually in the ESOT2019 Congress in Copenhagen via ESOT's Transplant Live.

Transplant Live offer a 24hrs a day broadcast during all four days of the congress featuring key congress sessions and exclusive interviews streamed live and recorded to be shown again at compatible times for viewing across the globe. The broadcast is available exclusively on **ESOT Transplant Live**, ESOT's online education platform. See this page for more information <https://www.esottransplantlive.org/course/index.php?categoryid=37>

On-Site Information

Assistance

- Our **logistics team** can help with **registration, exhibitions and accommodation**. They are at the **Help Desk** in the **Registration Area**
- The **ESOT team** can help with everything related to **ESOT membership, ESOT Transplant Live or the congress sessions**. They are in the ESOT Village.

Cloakroom

A cloakroom is available on site on the ground floor by the exhibition area. Refer to the floor plan for the exact location.

Contacts

When onsite in Copenhagen please come to the helpdesk/faculty/exhibitor desk by the entrance and staff will be able to help you with any queries.

<u>Congress Secretariat</u> ESOT esot2019@esot.org Tel: +39 498597652	<u>Administrative Secretariat</u> CAP Partner cwl@cap-partner.eu Tel: +45 70 20 03 05	<u>Abstracts, ePosters and Registration</u> Shocklogic esotprogramme@shocklogic.com Tel: +44 2073260286
--	---	---

Food

Please note that meals (lunch and dinner) are not included in the congress registration fee and participants should make their own arrangements. Refreshments are included in the registration fee and served in between means throughout the congress.

Food (including lunch) can be purchased at two of the Bella Center's food outlets **THE GASTRO** (large selection café) and **FOODGRAB** (express food). There are also additional meal options (on Sunday, Monday and Tuesday) provided by various **food trucks** parked at the Bella Center exclusively for the congress.

Photography and video capture

The ESOT team and partners capture photos and video footage throughout the ESOT2019 Congress in Copenhagen. By taking part in the congress, you grant ESOT the right to use your

image in photographs and/or video material captured, as well as your name and affiliations, to be used in ESOT's educational, news social media or promotional materials.

If you do not wish to be included in any of ESOT's photos or video material, please inform a member of staff and so that you can be provided with a coloured lanyard that will signal this to our team.

Social media

We use social media to nurture constructive conversations about and around the ESOT2019 Congress in Copenhagen among transplantation professionals. We encourage everyone to share and discuss content that is of interest to transplantation professionals.

DO

- Follow the official ESOT social media channels ([@ESOTtransplant](#) & [@ESOT2019](#))
- Post about your experience using official congress hashtag: **#ESOT2019**
- Share ESOT's content and relevant content from the congress with your followers
- Be civil and respectful of everyone
- Credit author(s) and original sources when posting with their permission

DON'T

- Share content without the permission or consent of the author(s)
- Engage in uncivil discourse, political or religious debates, bullying or personal attacks
- Use profanity or unprofessional language

Wi-Fi

Free Wi-Fi is available for congress participants throughout the venue. Connect using the following details **Network: ESOT - Password: ESOT2019**

Copenhagen

Bicycles

If you want to get around Copenhagen like the locals you should ride a bicycle. Many hotels offer bicycles to their guests and there are plenty of options to rent bicycles around the city. Make sure you know the rules and are confident on a bicycle before heading out. For more information visit

<https://www.visitcopenhagen.com/copenhagen/transportation/copenhagen-bike-rentals>

Copenhagen Travel Pass

The Copenhagen Travel Pass offers congress participants unlimited transportation by bus, train and Metro in the Greater Copenhagen for a special price. See more information here

<https://www.esotcongress.org/copenhagen-travel-pass/>

Tourist information

Please visit the VisitCopenhagen website for official information about our wonderful host city

<https://www.visitcopenhagen.com/copenhagen-tourist>

General Information

Congress dates

Sunday, 15 September 2019 to Wednesday, 18 September 2019

Electric plugs

The standard voltage is 230V/50Hz. Please bring a suitable adaptor for an E type sockets (continental style with two round pins)

Hotel booking

Make sure you have received your hotel booking confirmation before you travel to Copenhagen. There are limited rooms available during busy periods and it may not be possible to make last-minute bookings.

We encourage to make all accommodation enquiries to CAP Partner, the official booking agent for the ESOT 2019 in Copenhagen. You can contact them on hotel@cap-partner.eu or +45 70 20 03 05.

Opening hours

The registration desks are located by the main entrance to the venue on Level 0 (street level)

Date	Registration	Exhibition	Speaker's Ready Room
Saturday, 14 September	15:00 to 18:00 <i>Groups only</i>	15:00 to 18:00 <i>Exhibitors only</i>	
Sunday, 15 September	07:30 to 19:00	13:00 to 19:00	08:00 to 19:30
Monday, 16 September	07:30 to 19:00	09:00 to 18:00	07:30 to 19:30
Tuesday, 17 September	07:30 to 19:00	09:00 to 18:00	07:30 to 19:30
Wednesday, 18 September	07:30 to 14:00	09:00 to 11:30	07:30 to 13:00

Safety

We have taken all security measures, as suitable for this event, to ensure a safe environment at the venue. You can help by following these recommendations:

- Always have your name badge visible while at the congress
- Remove and store your name badge safely each day after the congress
- Store suitcases or large bags in the cloakroom

In case of emergency, dial 112

Venue

Bella Center, Center Blvd. 5, 2300 København, Denmark

Tel: +45 3252 8811

<https://www.bellacentercopenhagen.dk/>

Weather forecast

For the latest weather forecast for Copenhagen please visit

<https://www.accuweather.com/en/dk/copenhagen/123094/weather-forecast/123094>